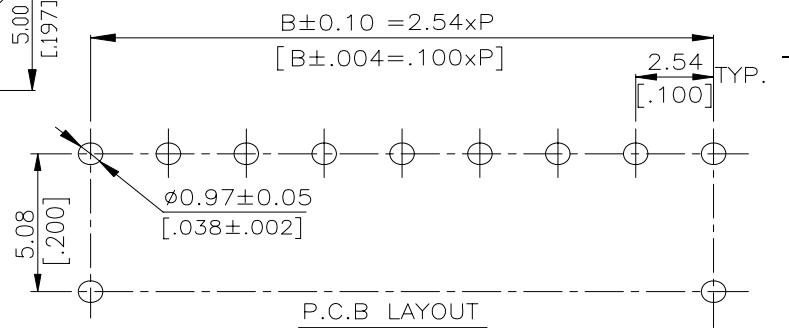
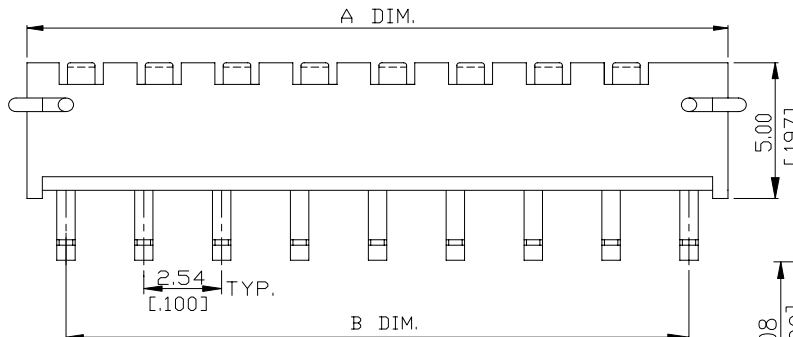
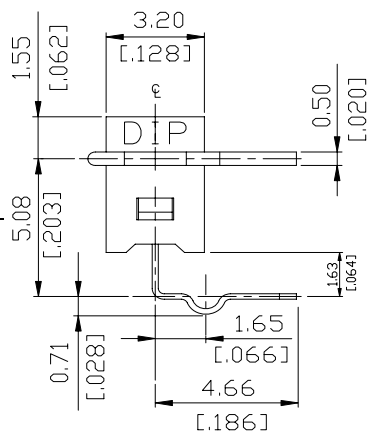
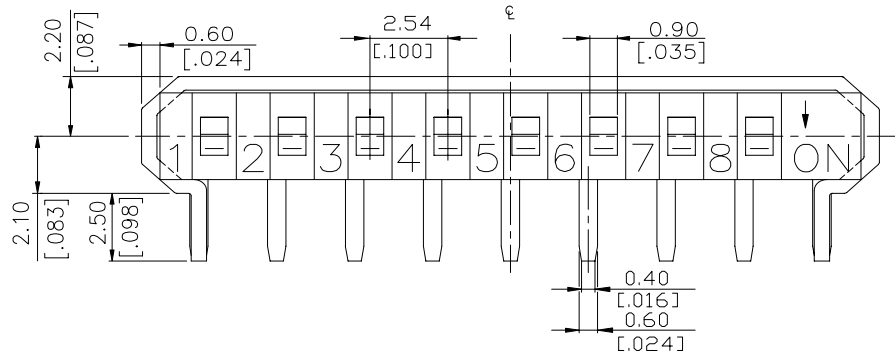


SIP SERIES

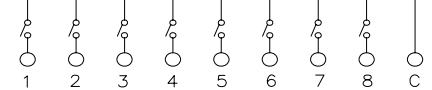
DIMENSIONS

SIP-A



SIP-10	10	27.94[1.100]	25.40[1.000]
SIP-08	8	22.86[.900]	20.32[.800]
SIP-06	6	17.78[.700]	15.24[.600]
SIP-04	4	12.70[.500]	10.16[.400]
SIP-02	2	7.62[.300]	5.08[.200]
PROD. NO.	NO. OF POS.	DIM. A	DIM. B

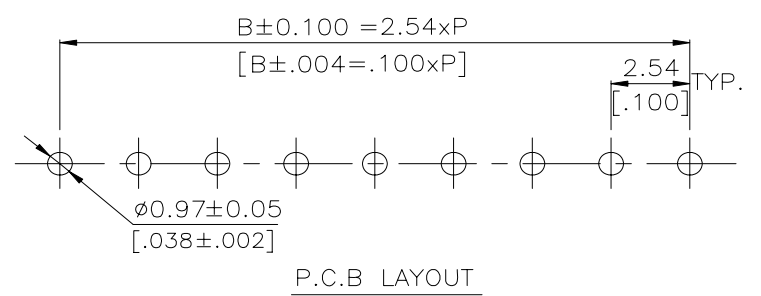
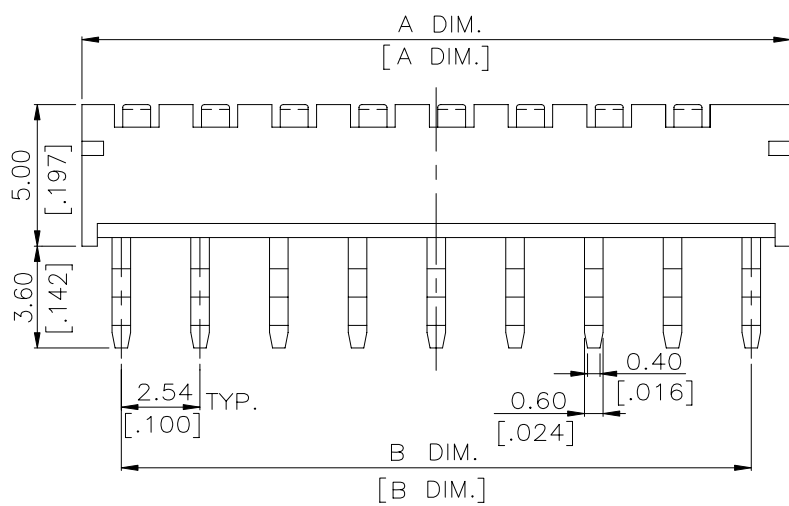
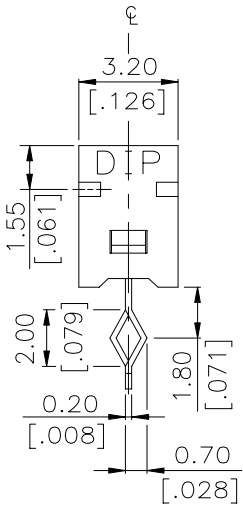
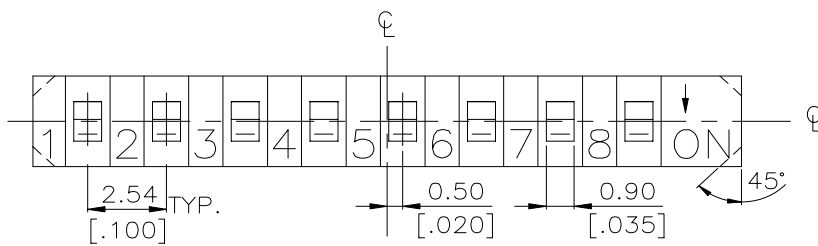
SCHEMATIC(TYP.)



CIRCUIT DIAGRAM (2,4,6,8,10 POS. AVAIL)

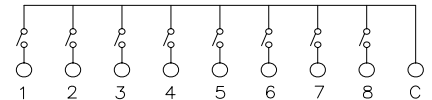
General Tolerance : ±0.2mm

SIP-T



SIP-10	10	27.94[1.100]	25.40[1.000]
SIP-08	8	22.86[.900]	20.32[.800]
SIP-06	6	17.78[.700]	15.24[.600]
SIP-04	4	12.70[.500]	10.16[.400]
SIP-02	2	7.62[.300]	5.08[.200]
PROD. NO.	NO. OF POS.	DIM. A	DIM. B

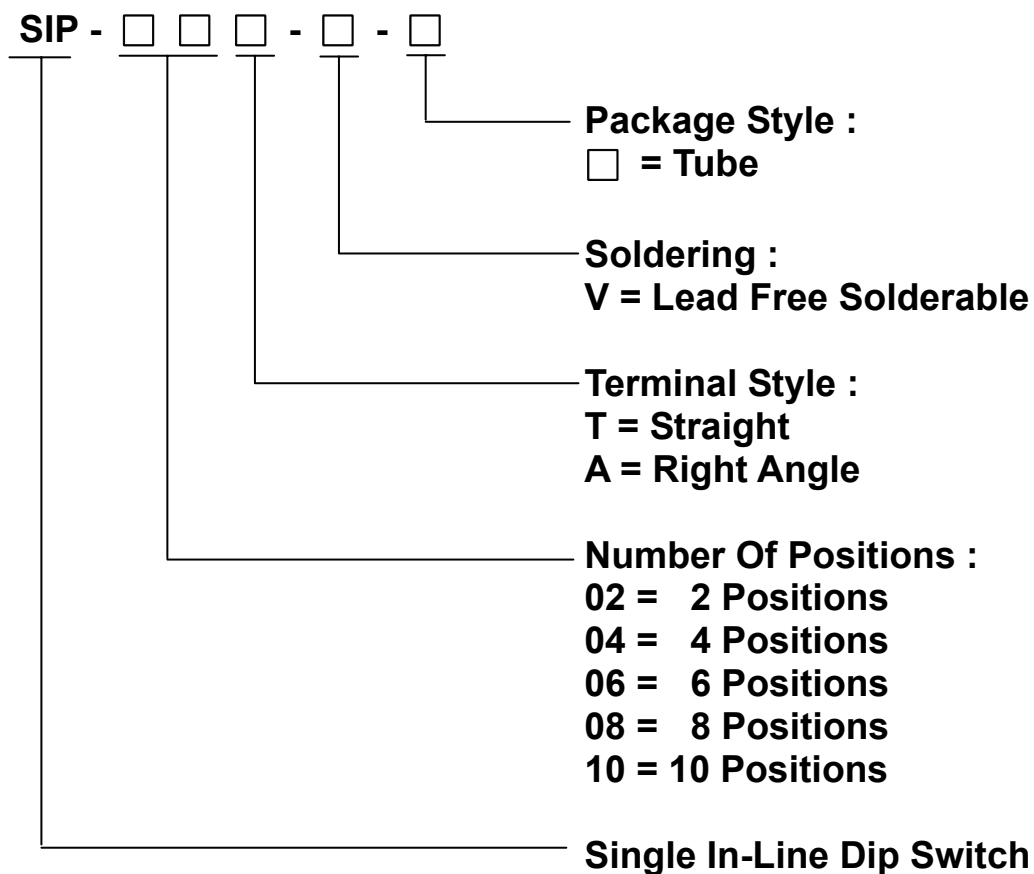
SCHEMATIC(TYP.)



CIRCUIT DIAGRAM (2,4,6,8,10 POS. AVAIL)

General Tolerance : ±0.2mm

HOW TO ORDER



SPECIFICATION

△MECHANICAL

Mechanical Life: 500 cycles

Operation Force: 800gf

Operation Temperature: -30°C to +80°C

Storage Temperature: -30°C to +80°C

Electrical Life: 500 cycles

Non-Switching Rating: 100mA, 50VDC

Switching Rating: 10mA, 5VDC

Contact Resistance: (at current 100mA).

(a) 100mΩ max. at initial

(b) 200mΩ max. after life test

Insulation Resistance: 100MΩ min. 500VDC

Dielectric Strength: 300VAC / 1 minute

Circuit: SPST

MATERIAL

△COVER: UL 94V-0 Nylon High-Temp Thermoplastic
Color: Black

△BASE: UL 94V-0 PBT or Nylon High-Temp
Thermoplastic, Color: Black

△ACTUATOR: UL94V-0 Nylon Thermoplastic
Color: White

△CONTACT: Alloy Copper with gold plated.

△TERMINAL: Brass C2680-H With Tin Plated.

SOLDERING PROCESS

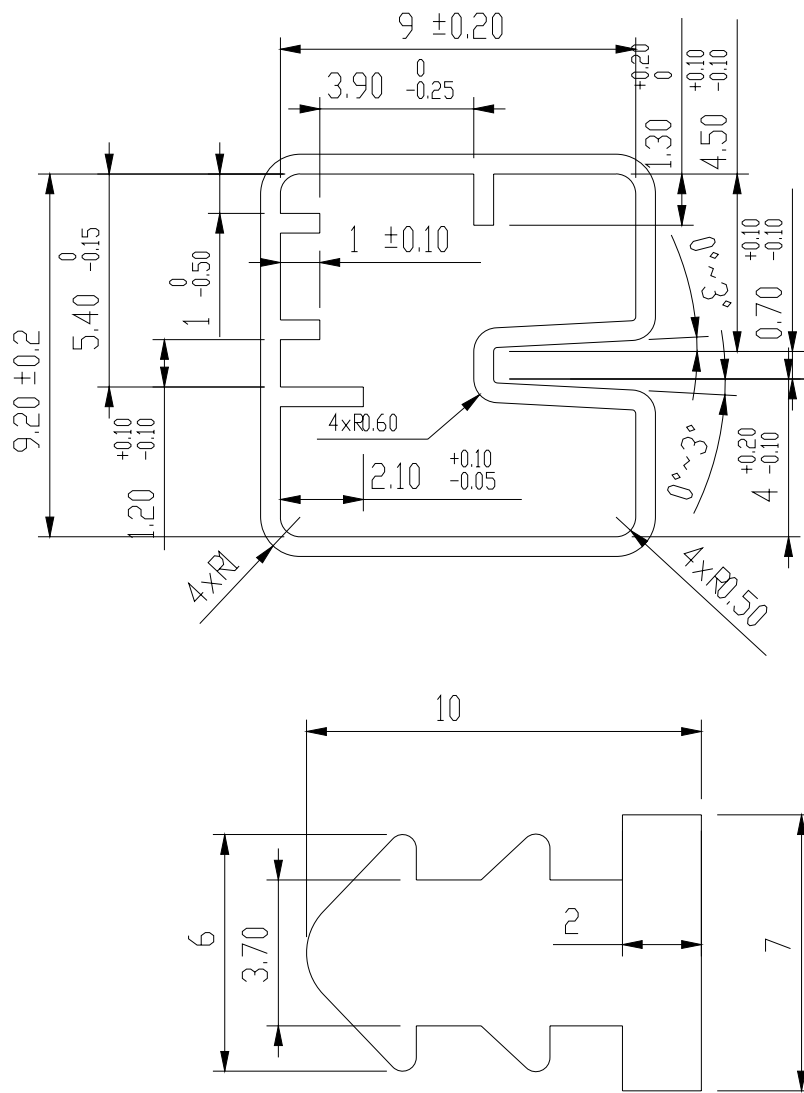
△WAVE SOLDERING: Recommended solder temperature at 500°F(260°C)max. 5 seconds.

△HAND SOLDERING: Use a soldering iron of 30 watts , controlled at 350°C approximately max 5 seconds while applying solder.

PACKING

Part Number	No. Of Positions	Number Per Tube
SIP-10A	10	16
SIP-08A	8	20
SIP-06A	6	25
SIP-04A	4	35
SIP-02A	2	56
SIP-10T	10	17
SIP-08T	8	20
SIP-06T	6	27
SIP-04T	4	37
SIP-02T	2	62

TUBE



General Tolerance : $\pm 0.2\text{mm}$